



In the Township’s 2004 Study of the Delanco Police Department, the study cited “... the department will experience increased demands in calls for service, support and community outreach.... In order to maintain the current quality of police service, the department must grow with the community.” The consultants recommended the department to have 10 sworn police officers by the end of 2005. The 2004 study goes on and states, “Given the anticipated growth in the community, a total of twelve is a reasonable expectation for growth in the department in the next 3 to 5 years.”

The ratio for police coverage cited by the Federal Bureau of Investigation (FBI) in a 2015 survey was 2.7 sworn officers per 1,000 inhabitants in the Middle Atlantic Region. In 2010, New Jersey’s ratio for the entire state was 3.9 sworn police officers per 1,000 of population. Delanco Township has approximately 5,500 to 6,000 residents and using the FBI’s ratio, the total number of sworn officers for Delanco Township would be 13.5.

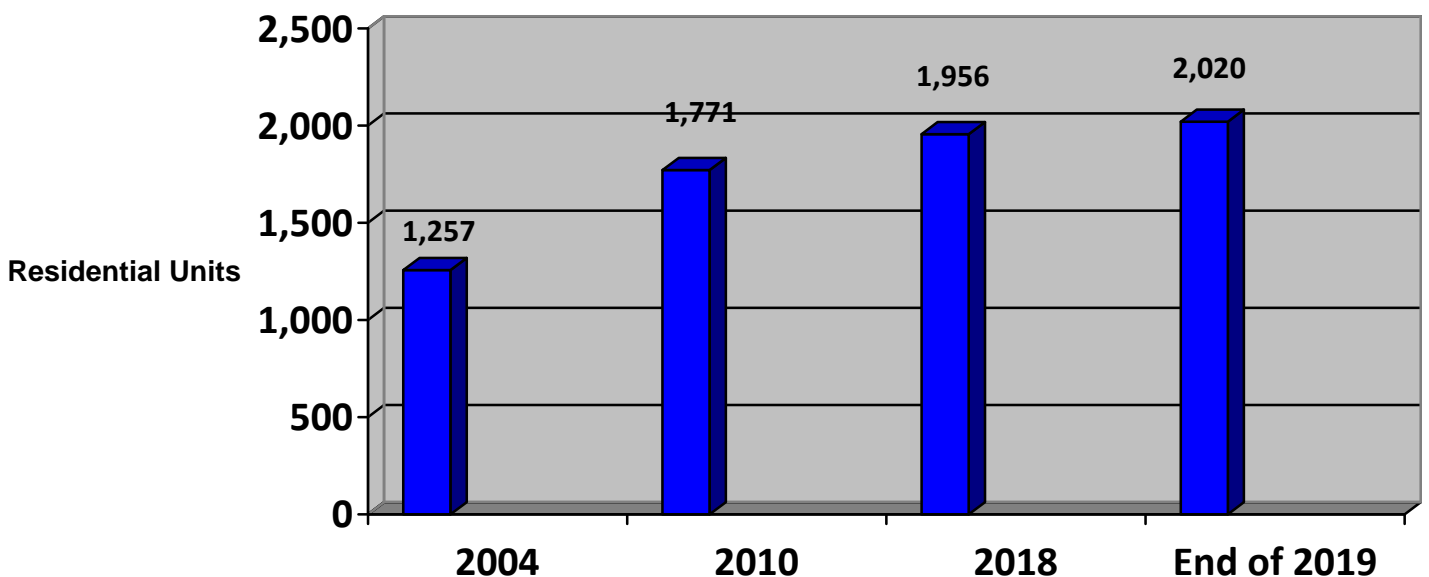
Minimum staffing is a public safety issue and an officer safety issue. Our officers are dealing with increases in requests for services and enforcement issues. Many of which, requires two officers to be safely completed. Therefore, having a Police Department staffed with a minimum of two officers working at all times with an additional officer working certain portions of the day prevents other calls for service to go unanswered for extended periods of time or having an officer from another jurisdiction answer the call for service. Additionally, with more and more training becoming mandated and some other training that is now a priority, this staffing allows officers to attend these trainings without negatively impacting the two officers assigned to patrol and not always causing overtime.

As you will see in the following charts, there has been an increase in demands put on the police department. Additionally, you will see since the Township Committee has made the commitment to properly staff the Police Department, the increase of officers on the street has made a difference in reducing the occurrence of certain offenses.

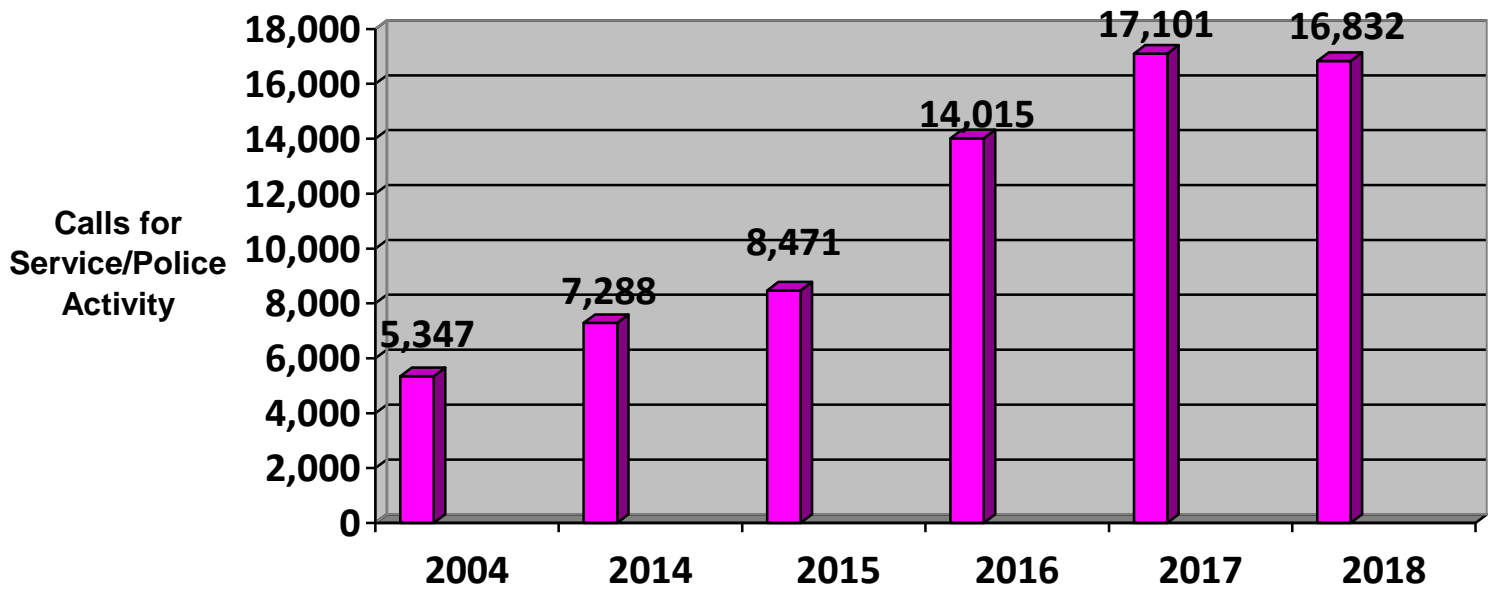
There was a **40% Increase** in Residential Units from 2004 to 2010.

There has been a **55% Increase** from 2004 to 2019

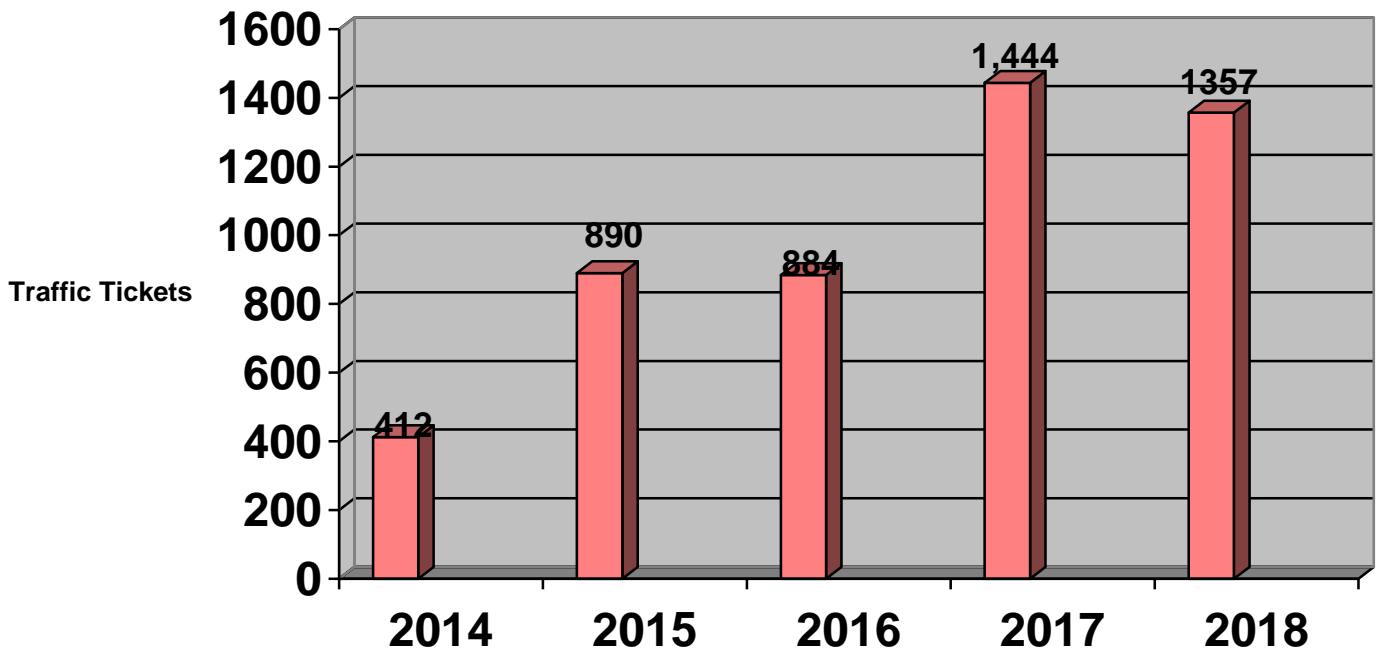
Additional 64 Units (Waters Group) coming the end of 2019, which will be a **60% Increase** since 2004.



131 % Increase in Calls for Service / Police Activity from 2014 to 2018



230 % Increase in traffic summonses when comparing 2014 to 2018



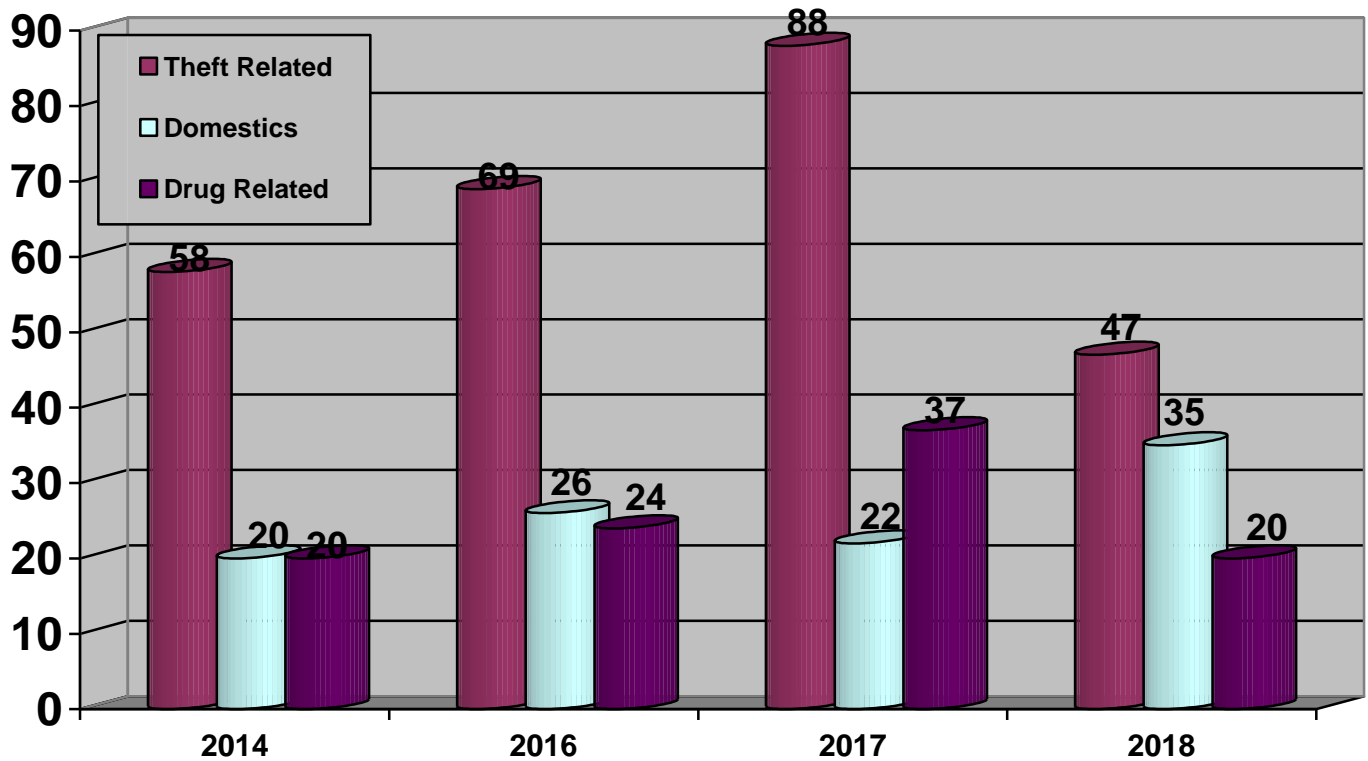
The increase in population has brought an increase in the occurrence of crimes/offenses. An increase of the number of officers on street has help reduce the occurrence of certain offenses.

Theft related offenses **down 47%** from 2017.

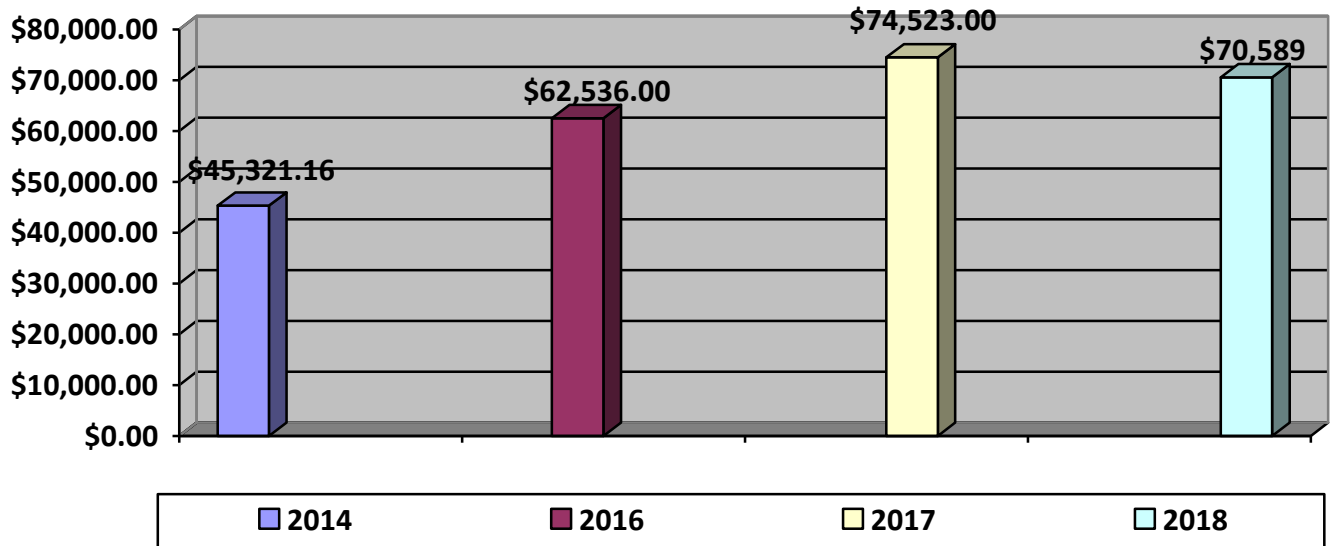
Drug Related Offenses down 46% when comparing 2017 to 2018.

Domestic Violence Offenses **increased by 59%** when comparing 2017 to 2018 and there is a **75% increase** from 2014 to 2018.

Domestic now involves twice the amount of paperwork when compared to 2004 and has added approx. 1 to 1.5 hour to the processing time.



Amount of Court Revenue by Year



Additional Points

Vehicle #/Assignment	Year	Make	Model	Mileage
Chief Vehicle	2018	Ford	Explorer	
Detective	2010	Ford	Expedition	107,290
Patrol Vehicle #1	2017	Ford	Explorer	29,049
Patrol Vehicle #2	2010	Ford	Expedition	109,100
Patrol Vehicle #3	2013	Ford	Explorer	83,022
Patrol Vehicle #4	2014	Ford	Explorer	88,009
Patrol Vehicle #5	2017	Ford	Expedition	36,179
Patrol Vehicle #6	2016	Ford	Explorer	45,687